

# Noi con voi

IL PROGETTO DI FORMAZIONE PEARSON  
PER LA SCUOLA PRIMARIA  
WEBINAR DEL PRIMO QUADRIMESTRE 2013-2014





# Making the most of visuals

There is close connection between visual information and the spoken world

**Relatore: Joanna Carter**

14 novembre 2013


Formazione e aggiornamento docenti Scuola Primaria



# We will look at...


- what visuals are available
- make them appropriate and effective for young learners
- functions of visuals
- practical ideas for the classroom





V

VISUAL



A

AUDITORY



K

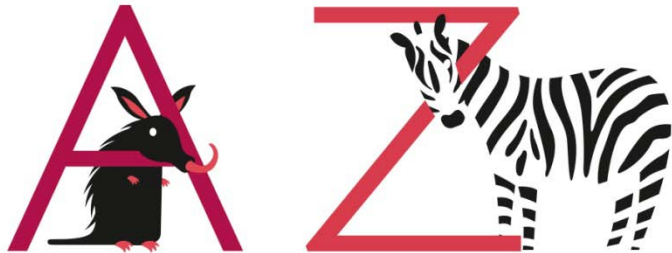
KINEASTHETIC

**A model for learning or learning styles**



# Some people learn best by...

SEEING  
HEARING  
or  
DOING



# The Young Learner Classroom

## VAK

60% OF YOUNG LEARNERS MAY BE VISUAL LEARNERS

MUST APPEAL TO THESE LEARNERS IN OUR TEACHING



# Children grow up ...

- expecting world to be visual
- seeing information in the form of pictures
- accustomed to receiving visual support with oral communication
- learning there is close connection between visual information and spoken word



# BRAINSTORM!

What visual aids do you use or can be used in the language classroom?





# Visual Aids

- POSTERS
- PICTURES
- PHOTOS
- FLASHCARDS
- REALIA
- STORY BOOKS
- ILLUSTRATIONS IN THE COURSE BOOK
- DISPLAYS IN THE CLASSROOM
- NOTICE BOARDS
- MOBILES
- GRAPHIC ORGANISERS
- PICTURE DICTIONARIES
- VIDEO
- THE TEACHER!




# What makes a visual aid effective and good?

- Attractive and ‘child friendly’
- Clear
- Right size
- Displayed at child’s eye level
- Changed frequently
- Children involved with visual teaching aid



VISUAL AIDS MUST NEVER BE JUST 'EYE CANDY'!

**THEY MUST BE FUNCTIONAL!**



# FUNCTIONS OF VISUAL AIDS

Provide ...

- access to the meaning of vocabulary/ structures
- support understanding in listening/ reading activities
- visual focus to prompt speaking or writing
- a means for testing



# PRACTICAL ACTIVITIES FOR USING:

- Flashcards
- Posters, pictures and illustrations
- Graphic organisers
- Visuals for testing



# FLASHCARDS: VOCABULARY PRESENTATION



# FLASH CARD FUN



# FLASH CARD GAMES to review vocabulary

MEMORY  
picture card + word card





# FLASH CARD GAMES to review vocabulary

## BINGO!

use a lexical set of 12 flash cards per student

choose six of the 12 cards

teacher calls out words

student turns over flashcard

all six cards = BINGO!





# Scene picture



Test 2, Speaking Parts 1-3  
39

Speaking

# Underline the correct answer

- The children are in the classroom/playground.
- It is raining/sunny.
- Two children are playing tennis/basket ball.
- Two children are reading/watching TV.



# DISCUSSION ON SCHOOL PICTURE

- What are the children wearing?
- What do children wear to school in Britain?
- Is this the same in Italy?
- What are you wearing today?





Scene picture



# WHAT CAN YOU REMEMBER FROM THE PICTURE?

1. What animals are there?
2. What's the weather like?
3. How many birds are there?
4. What is the man doing?
5. How many children are there?
6. What colour is the car?
7. What is the mother wearing?
8. What is the baby doing?



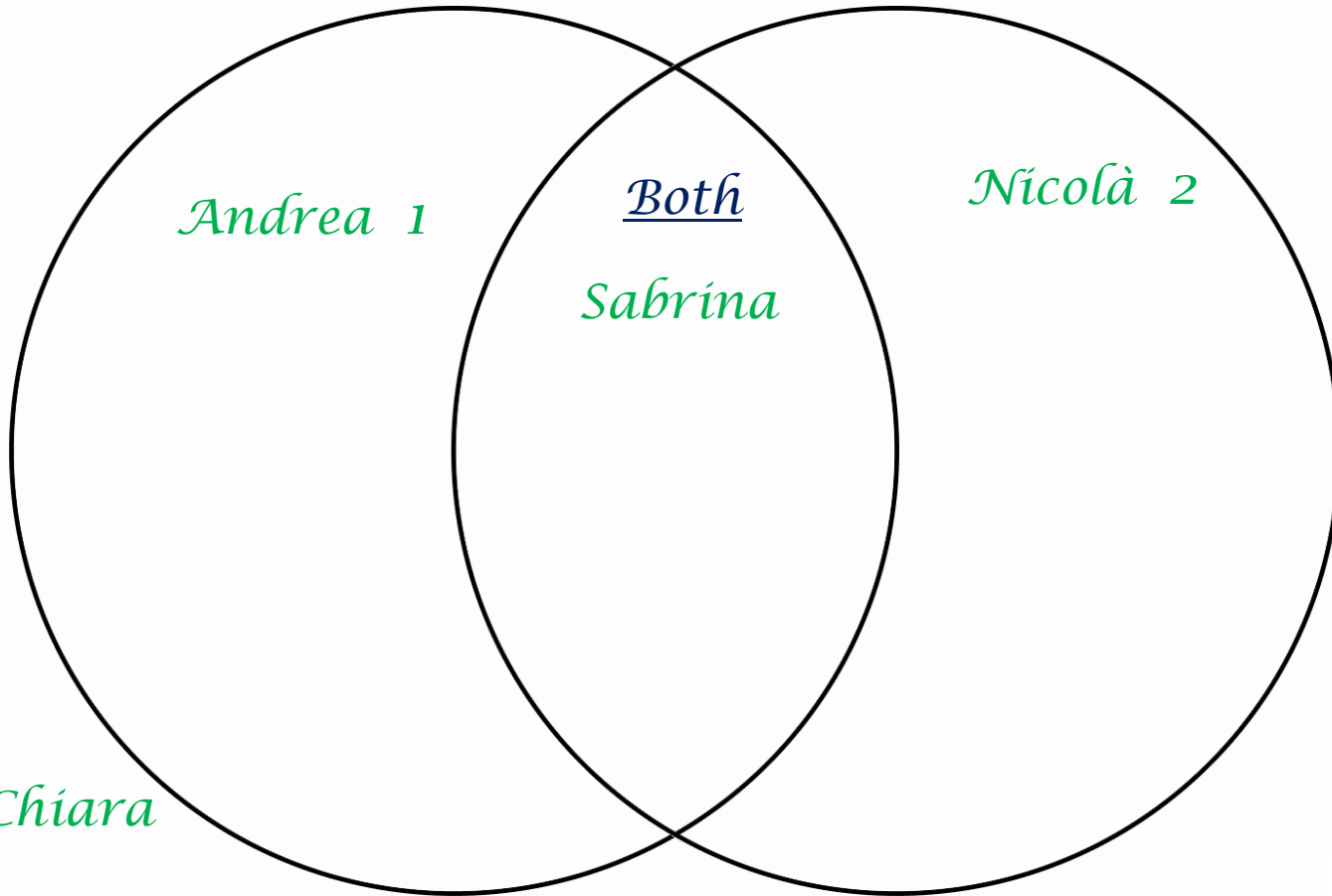
Name \_\_\_\_\_



Date \_\_\_\_\_

Brothers

Sisters




©edHelper.com



Do you live in a house or  
a flat?

We live in a flat

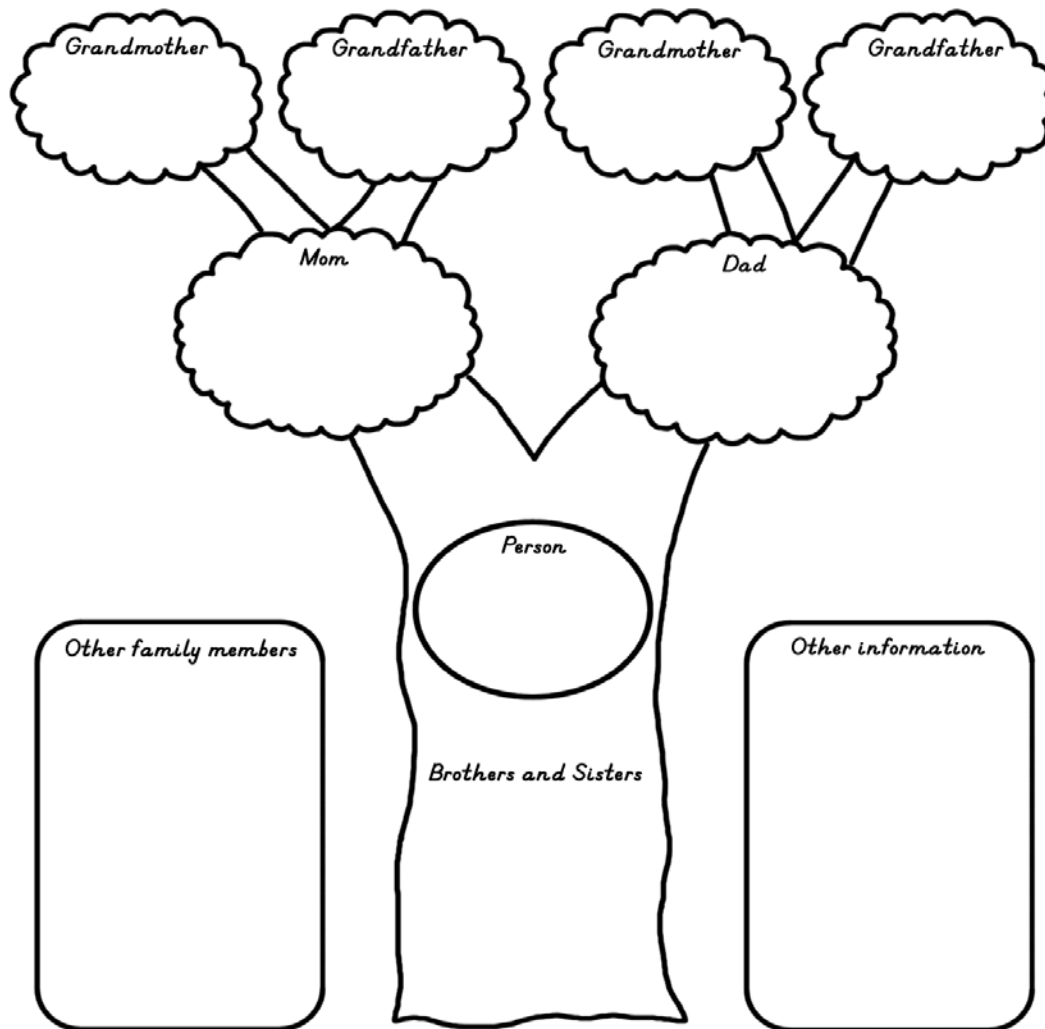




Name \_\_\_\_\_



Date \_\_\_\_\_



•This graphic is available from [http://edhelper.com/teachers/graphic\\_organizers.htm](http://edhelper.com/teachers/graphic_organizers.htm)

•others are available from <http://www.enchantedlearning.com>




# Graphic organisers ...

- Provide the learner with a different way to see and think about information
- Remove possible language barriers of words and grammar
- Convey complex information in a simple to understand manner
- Help develop analytical skills



# A TEST!





Is yours the same?



# INFORMAZIONI UTILI

- Gli attestati di partecipazione vi saranno inviati via e-mail
- Riceverete inoltre un'e-mail contenente le istruzioni per scaricare, dal sito Pearson, i materiali presentati oggi
- Contestualmente, sarà inviato un questionario per raccogliere pareri e suggerimenti su questa innovativa modalità di formazione



# MORE WORKSHOPS COMING SOON!

## “ QUAL È IL CALENDARIO DEI WEBINARS? ”

DATA	TEMA	RELATORE
17/10/2013	CONCETTI DI BASE, ABILITÀ, COMPETENZE <i>Costruire unità di competenza nella scuola primaria</i>	Margherita Bellandi
24/10/2013	LISTEN AND SPEAK SUCCESSFULLY <i>A practical approach to teaching the skills of listening and speaking in the primary classroom</i>	Andy Barbiero
06/11/2013	UNA SCUOLA DAVVERO INCLUSIVA <i>Fare scuola imparando a condividere e valorizzare le differenze</i>	Marina Pecorelli
14/11/2013	MAKING THE MOST OF VISUALS <i>There is close connection between visual information and the spoken word</i>	Joanna Carter
21/11/2013	COOPERARE PER APPRENDERE <i>Promuovere processi di formazione collaborativi ed efficaci a scuola</i>	Mercedes Mas Solè
28 /11/2013	THE MULTISENSORY APPROACH: WATCH, LISTEN AND LEARN <i>Practical ideas for using video and audio in the english classroom</i>	Joanna Carter

# Grazie per aver partecipato!

